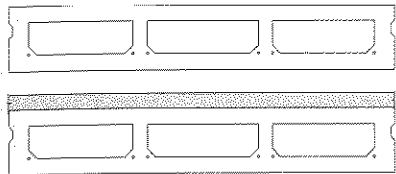


# HOLLOW-CORE SLABS

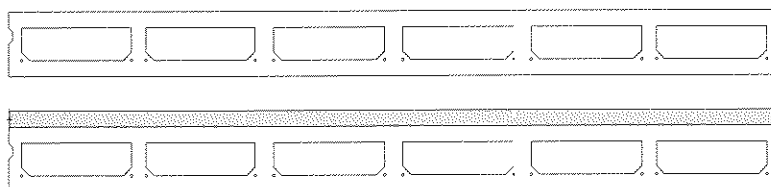
**Figure 2.4.5 Section Properties—normal weight concrete**

**Span Deck**

Trade Name: Span Deck®  
Licensing Organization: Fabcon, Incorporated, Savage, Minnesota



Section width x depth	Untopped				With 2" topping		
	A in <sup>2</sup>	y <sub>b</sub> in.	I in <sup>4</sup>	wt psf	y <sub>b</sub> in.	I in <sup>4</sup>	wt psf
4'-0" x 8"	246	3.75	1,615	62	5.55	2,791	87
4'-0" x 12"	298	5.87	5,452	75	8.01	7,856	100
8'-0" x 8"	477	3.73	3,236	60	5.53	5,643	85
8'-0" x 12"	578	5.86	10,909	72	7.98	15,709	97

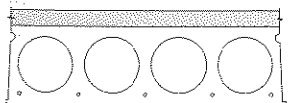
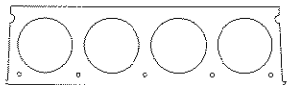
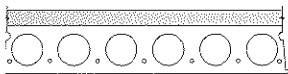


Note: All sections not available from all producers. Check availability with local manufacturers.

**Figure 2.4.6 Section Properties—normal weight concrete**

**Ultra Span**

Trade Name: Ultra Span  
Licensing Organization: Ultra Span Technologies Inc., Winnipeg, Manitoba, Canada



Section width x depth	Untopped				With 2" topping		
	A in <sup>2</sup>	y <sub>b</sub> in.	I in <sup>4</sup>	wt psf	y <sub>b</sub> in.	I in <sup>4</sup>	wt psf
4'-0" x 4"	154	2.00	247	40	2.98	723	65
4'-0" x 6"	188	3.00	764	49	4.13	1,641	74
4'-0" x 8"	214	4.00	1,666	56	5.29	3,070	81
4'-0" x 10"	259	5.00	3,223	67	6.34	5,328	92
4'-0" x 12"	289	6.00	5,272	75	7.43	8,195	100

Note: All sections are not available from all producers. Check availability with local manufacturers.